



Ancillary Equipment

AQSC-02B-3 Stern Chute

General

Aquatic has a number of stern chutes available for hire which are used to safely deploy flexible product over the side, stern or through the moonpool of a vessel. All the stern chutes are road transportable by a standard 40' articulated truck.

Specifications

AQSC02 Weight:

- 4Te

Line Tension Capacity:

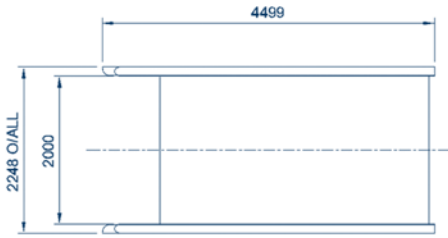
- 25Te

Minimum Bend Radius:

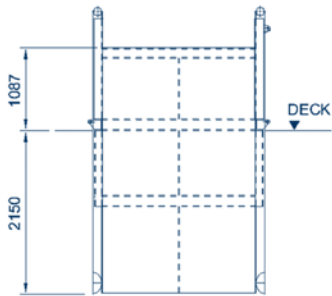
- 3.0m

For a line tension of 20Te outboard supports are required between the chute and the vessel.

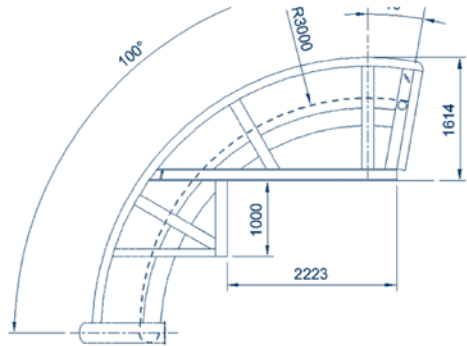




PLAN



END ELEVATION



ELEVATION